

For Assistance Call 800-873-2000 or 585-381-7000

# Task - Methods Chart

Wear Gloves & Eye Protection

Cleaning Task	Procedure
Painted or coated smooth surfaces -- Wood • Metal • Plaster • Concrete.....	1, 2
Painted or coated rough surfaces -- Block, brick, etc.....	2
Terrazzo or ceramic floor or wall tiles -- Grout may have to be brushed.....	2, 7
Aluminum, Chrome, Etc.....	5
Formica or other plastic laminates.....	3
Stair treads, rigid runners, and all rubber or vinyl runners.....	2, 7
Porcelain or stainless steel sinks, drinking fountains, bathtubs, slop sinks, shower tiles & grout, chrome or brass faucets, bathroom shower surfaces, etc....	3, 4, 5
Urinals, toilet bowls, spouts, flush fixtures, etc.....	6
Stove vents and vent screens (may need to use Pursue-323).....	2
Resilient tile floors, linoleum surfaces, and painted or coated floors.....	7
Raw concrete, and general unfinished hard surfaces (Use Walls 'N All EFP®) ....	7

From the above chart, select the surface you wish to clean and note the procedure number at the right. Match the number to one of the surrounding procedures and proceed as instructed. If your cleaning need(s) is/are not listed above, contact us for assistance as often as necessary. We're totally committed to your success.

## Procedures

**1** Mix **Fast-1-2-3® EFP** Detergent between ¼ and ½ ounce per gallon of **cold** water and pour into a trigger spray bottle. Spray a liberal amount onto surface, let set for a moment, and wipe clean with a clean absorbent cloth.

Visit our Website for additional product and technical information.

[www.gabrielfirst.com](http://www.gabrielfirst.com)

**2** Mix **Fast-1-2-3 EFP** Detergent between ¼ and ½ ounce per gallon of **cold** water. Using a Turkish towel type washing cloth, wash from the bottom up and rinse from the top down. A non-scratching bristle scrub brush may be needed for rough surfaces. Wipe dry with a clean highly-absorbent cloth. To remove high pH alkaline soil, (e.g. restroom surfaces) use **Walls 'N All EFP** Detergent as per label directions.

**3** **First or Intermediate Cleaning**  
Squeeze **Creme Cleanser** onto the surface and rub lightly with a clean **dry cloth**—change cloth as it becomes caked with dry soil. Rub **Stainless Steel** parallel with its grain. Rinse well with fresh water and a clean cloth. **Optional...**Dry surface with a **clean dry cloth**. When cleaning a **Formica®**-type surface, add a small amount of water to the cleaning paste and rub lightly. Rinse well with fresh water and dry.

**4** Wet surface with fresh water and add a few drops of **Walls 'N All EFP** Detergent. Work drops into the fresh water using a cloth or brush. Rinse well using a separate cloth. Cloth-drying of rinsed surface is optional.

**5** **Dispensing from Spray bottle...**  
**Make sure all surface areas get sprayed.** Mix **Walls 'N All EFP** with cold water as per label directions for trigger spraying. Liberally spray onto surface, let set for a few seconds, and wipe with a clean absorbent cloth. For stubborn soils, use number 3 or 4 above.

**6** A toilet bowl cloth swab is recommended. Remove as much excess water as possible. Dispense **Walls 'N All EFP** directly into swab and clean surface. Make sure to rinse well.

**7** In a mop bucket, mix **Fast 1-2-3 EFP** Detergent between ¼ and ½ ounce per gallon of **cold** water. Using a clean wet mop, apply a thin water film to the floor and let set for 1-2 minutes. Pick up the spent solution with a well wrung out mop. Floor should dry without an after-film. To remove high pH alkaline soil, (e.g. restroom surfaces) use **Walls 'N All EFP** Detergent as per label directions.

[Click Here to Learn How Understanding pH Will Help Every Custodian](#)



**Healthy & Safe Cleaning Requires Maximum Soil Removal**  
**Gabriel Detergents Will Help You Achieve Best Results**



## Instructions for Proper Use of Portioner




Securely thread portioner connector onto bottle neck.




Move Measuring Plate up or down by turning top.


Cap must be closed during steps 3, 4, & 5.



Squeeze side of bottle to force liquid up into chamber.



Fill past measuring plate. Don't worry about Excess Liquid in chamber.



Release pressure on bottle. Excess liquid gets pulled from chamber back into bottle.



Remove **Cap** to dispense measured liquid.


## Product Ordering Information

- Fast-1-2-3 EFP Green Seal® Certified**
- 12 Quart Case .....4450-0100
  - Single Gallon .....4450-0101
  - 2½ Gallon Cube .....4450-0103
  - 55 Gallon Drum .....4450-0155
- Walls 'N All-EFP Green Seal® Certified**
- 12 Quart Case .....4450-0300
  - 4 Gallon Case.....4450-0301
  - 55 Gallon Drum .....4450-0355
- Creme Cleanser Certification Not Required**
- 12 Quart Case .....100712
- Glass Mate Aerosol Window Cleaner**
- Case of 12 Cans .....2660-0915
- Grout & Detail Brush.....87013**
- Microfiber Cloth Blue.....1217-2106-BLU**
- Quart Bottle Portioner.....2244-2303**
- Gallon Bottle Portioner ...2244-2306**

## Helpful Hints



**Remove 100% of the Soil & Grease**  
Use a water vacuum squeegee tool with **two (2) flexible blades**. Squeaky-clean grout and tiles in less time than working with a wet mop. Clean odor-free floors are safe, healthy, and more productive.



**Microfiber Flat Wet Mop**  
**Fast-1-2-3 EFP** will help you get the best results ever. Wash soiled flat mops with **Walls 'N All EFP**. Check out our prices for premium flat mops. Flat mopping can eliminate dust mopping.



**Free Live Internet Classroom**  
The Gabriel Distance Learning Center brings your staff the best in custodial training without product commercials. Sign up today. Details at our website. Class Registration is free.



**Foam Gun System**  
No. 2121-0303  
Fast-acting Gabriel Detergents can be foamed onto walls for easy cleaning. Showers, bathtub enclosures, etc. will get cleaned better and quicker.

## Always Call Gabriel Whenever Help is Needed



**Floor Grout Scrub Brush**  
No. 87014  
Beveled stiff polyester bristles in one row to clean easily into grout. Swivel handle connector helps get into tight areas.



**Filling Station for Autoscrubbers**  
Autoscrubbers perform best when the supply tank is not overcharged with detergent. Gabriel Detergents help prevent line clogs. You'll see excellence. Full details page 62 of our Web Catalog.

**Note About Using Disinfectant Detergents**  
Custodial Managers need to re-think their strategy for allowing disinfectant products in their cleaning arsenal. If you read a disinfectant product's label, it clearly states that it is against Federal Law to apply the product to an unclean surface.

Using a disinfectant solution to remove soil causes the soil to contaminate the solution and void any chance to achieve a germ-free surface condition. Learn what you need to know about this important issue. Sign up today for our Free Web Classes. While at our Website, read the informative **Straight Talk** articles about a host of important topics.